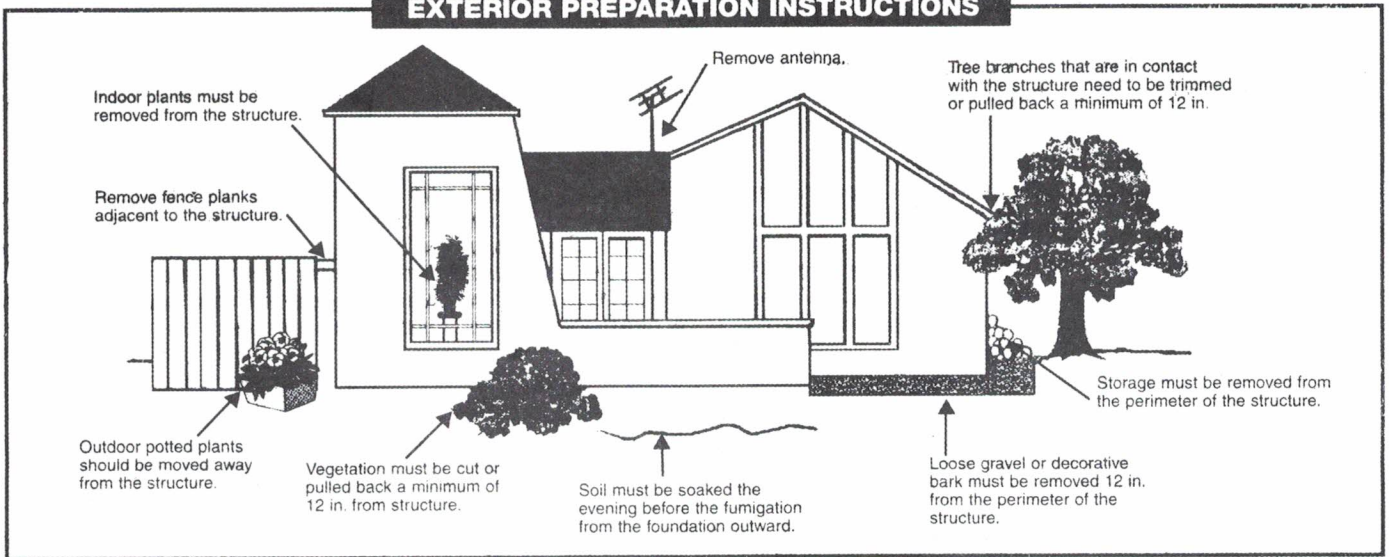


EXTERIOR PREPARATION INSTRUCTIONS



FOOD ITEMS THAT MUST BE DOUBLE-BAGGED OR REMOVED:



Pretzels and other food packaged in plastic bags.



Animal feed.



Opened cork or opened screw top bottles.



Food packaged in cardboard boxes, like cereal.



Spices without original manufacturer's airtight seal intact.



Eggs.



Aspirin and other similar ingestible medicines.



Cottage cheese and any resealable containers, like Tupperware.



Fresh fruits and vegetables.



NOTE:

Ice cubes should be discarded before the fumigation and the icemaker turned off.

ITEMS THAT CAN REMAIN UNBAGGED:



Un-opened plastic bottles with manufacturer's airtight seal intact can remain unbagged. Shake to confirm an airtight seal is still intact.




Canned products like soup may remain unbagged because unopened metal cans provide an airtight seal.

When in doubt, double bag or take it out.

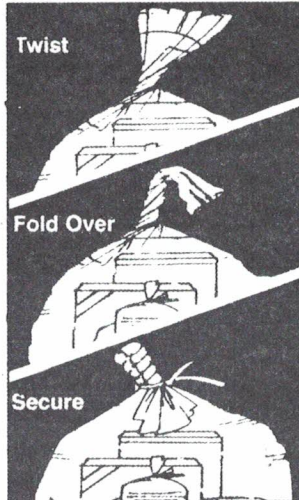
If there's any question as to the seal on an item, the best approach is to double bag it or remove it from the structure.

DOUBLE-BAGGING INSTRUCTIONS:


With the Nylofume* bags provided, please follow these proper sealing instructions carefully:



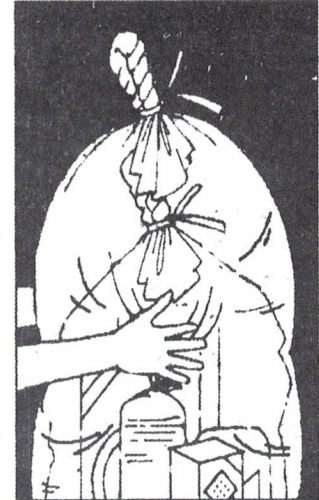
1. Place items inside bag. Do not overfill. Leave clearance on top for proper closure.



2. Twist, fold over and secure bag using twist tie, tape, rubber band or string.



3. Place bagged items inside second bag and repeat step 2 to seal outer bag, also.



4. Check the seal by pressing sides of bag and listening for air leaks. No air should escape.

IMPORTANT: Keep these and other such bags out of children's reach!

*Trademark of Dow AgroSciences LLC

THE FUMIGANT IS A RAPIDLY DISSIPATING GAS WHICH REQUIRES NO SURFACE CLEANUP.